

آموزش خوشنویسی انگلیسی

(HANDWRITING)

امروزه اهمیت زیبایی نوشتار و خوش خطی بر هیچکس پنهان نیست و در جهانی که زبان بین المللی انگلیسی شناخته میشود، علاوه بر اینکه ما باید با خوشنویسی زبان فارسی آشنایی داشته باشیم؛ لازم است که با زیبایی نویسی در زبان انگلیسی و قواعد خوشنویسی در این زبان آشنا شویم. این قواعد بسیار ساده بوده و با مطالعه این مقاله آموزشی شما می‌توانید به سرعت و با مقدار کمی وقت گذاشتن و تمرین به راحتی خط و نوشتاری زیبا در زبان انگلیسی داشته باشید.

تهیه کننده:

وحید رضائی مهر

شما برای نوشتن یک متن زیبا و خوانا به یک قلم خوب و یک دست خط زیبا نیازمند هستید تا مخاطبان شما به راحتی بتوانند مطالب شما را بخوانند.

انواع نوشتار در زبان انگلیسی:

در زبان انگلیسی متونی که بصورت رسمی و تایپی نوشته میشوند با عنوان نوشتار رسمی (MANUSCRIPT) و نوشته هایی با خطوط شکسته و غیر رسمی با عنوان روان (CURSIVE) شناخته میشوند

نوشتار رسمی (MANUSCRIPT) :

مقالات رسمی بیشتر به این سبک نوشته میشوند تا بتوان با یک نگاه سریع آنها را مطالعه کرد و برای پر کردن فرم ها و جلوگیری از اشتباهات این سبک نوشتن توصیه میشود معمولا برای نوشتن متن هایی مانند: پوستر؛ تبلیغات؛ یادداشت کوتاه و... بهتر و زیبا تر است که از سبک نوشتار رسمی استفاده کنیم برای استفاده بهتر از این سبک نوشتاری حالت نوشتن (نحوه گرفتن قلم و زاویه کاغذ) شما باید بصورت زیر باشد

چپ دست ها



راست دست ها



روان (CURSIVE) :

خط روان یا خط شکسته برای حالت های دیگر نوشتن؛ مانند نامه ها و داستان ها و امضاء مورد استفاده قرار میگیرد.

زیرا شما می توانید با این سبک سریعتر بنویسید بدون اینکه قلم را از روی کاغذ بلند کنید و علاوه بر سرعتی که در نوشتن به شما می دهد دارای زیبایی خاصی نیز میباشد.

برای استفاده بهتر از این سبک نوشتاری حالت نوشتن (نحوه گرفتن قلم و زاویه کاغذ) شما باید بصورت زیر باشد.

چپ دست ها



راست دست ها

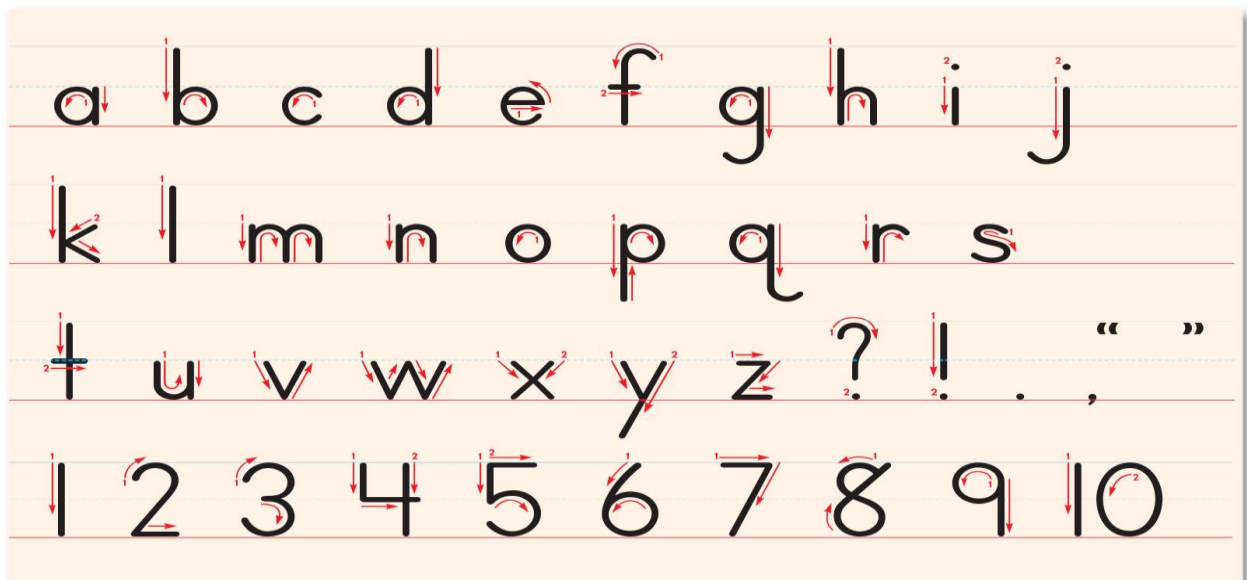


حروف الفبای نوشتار رسمی:

حروف بزرگ



حروف کوچک؛ اعداد و نقطه گذاری



نگارش نوشتار رسمی:

حروف را باید بر اساس خط پایه و به یک اندازه و در یک سطح نوشت.

غلط

a b c d e f

صحیح

a b c d e f

حروف باید از نظر اندازه نیز در یک خط و دارای یک نظم باشد.

غلط

walked

صحیح

walked

حروف بزرگ باید با از خط بالا شروع و تا خط پایین ادامه داشته باشند و نه بزرگتر نه کوچکتر.

غلط

United States

صحیح

United States

حروف باید عمودی و ایستاده نوشته شود.

غلط

a b c d e f

صحیح

a b c d e f

نوشتن کلمات و جملات:

به اندازه کافی بین کلمات فاصله قرار دهید

غلط

Vote for Juji for Class President!

صحیح

Vote for Juji for Class President!

فضای بین حروف را در کلمات رعایت کنید.

غلط

She will work hard for our school.

صحیح

She will work hard for our school.

ضخامت خط خود را حفظ کنید؛ بطوری که تمامی آنها یکدست باشد.

غلط


Who will you vote for?

صحیح


Who will you vote for?

حروف الفبای روان نویسی:

حروف بزرگ



حروف کوچک



نگارش روان:

مراقب باشید که اشتباهات رایج زیر را در نوشتن خط روان نداشته باشید.

u a again

حرف **a** بصورت **u** نوشته نشود.

d d dad

حرف **d** بصورت **c** یا **l** نوشته نشود.

e e eagle

حرف **e** کشیده و باریک نباشد.

h h high

حرف **h** بصورت **l** یا **i** نوشته نشود.

v i inside

نقطه روی **i** فراموش نشود.

n n none

حرف **n** بصورت **w** به نظر نرسد.

a o onion

حرف **o** مانند **a** نوشته نشود.

r r roar

حرف **r** مانند **i** نوشته نشود.

l t title

خط بالای **t** فراموش نشود.

T t that

خط بالای **t** زیادی بالا نباشد.

نوشتن کلمات و جملات:

موقع نوشتن باید تمام نوشته به یک سمت و هم اندازه کج باشد.

غلط

My Chinese-language class today
was interesting.

صحیح

My Chinese-language class today
was interesting.

حد فاصل بین کلمات را رعایت کنید.

غلط

I learned how to greet adults.

صحیح

I learned how to greet adults.

موقع نوشتن فشار قلم به اندازه باشد؛ نه زیاد نه کم

غلط

I practiced on my teacher.
He was impressed.

صحیح

I practiced on my teacher.
He was impressed.



منابع:

www.handwritingworksheets.com

www.drawyourworld.com

با آرزوی موفقیت

وحید رضائی مهر

Info@RezaeiMehr.com



Name: _____

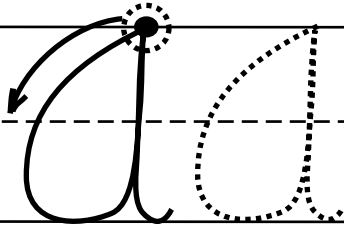
Cursive Handwriting Practice

Date: _____

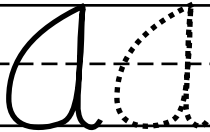
Trace and write the letters.
Start at the dot.



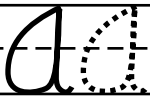
Practice Big!



Practice Small!



Practice Smaller!



Practice writing words!

apple

and

Name: _____

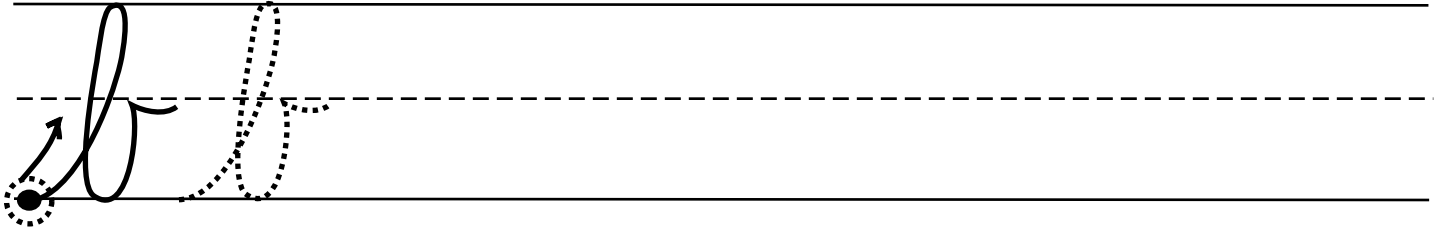
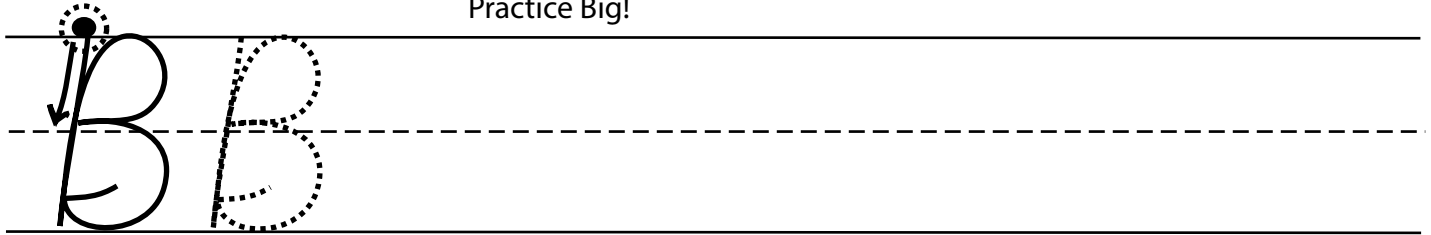
Cursive Handwriting Practice

Date: _____

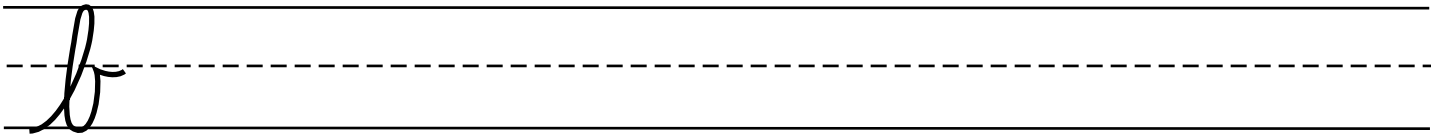
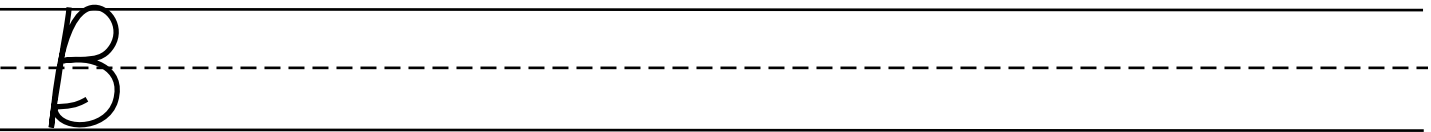
Trace and write the letters.
Start at the dot.



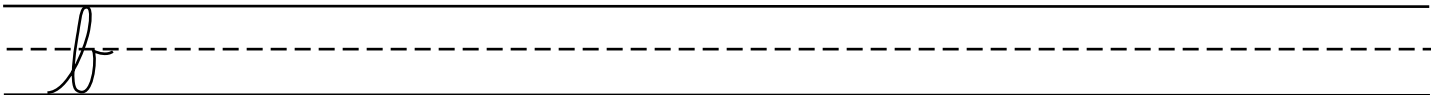
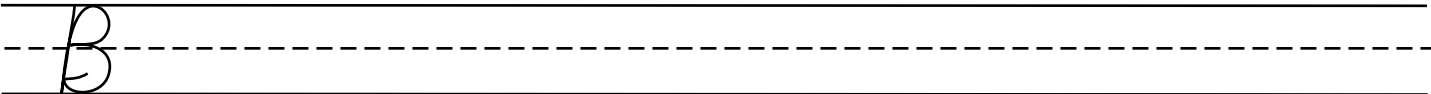
Practice Big!



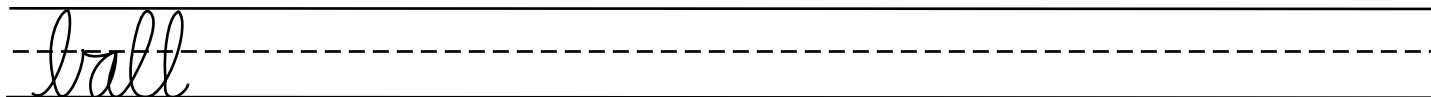
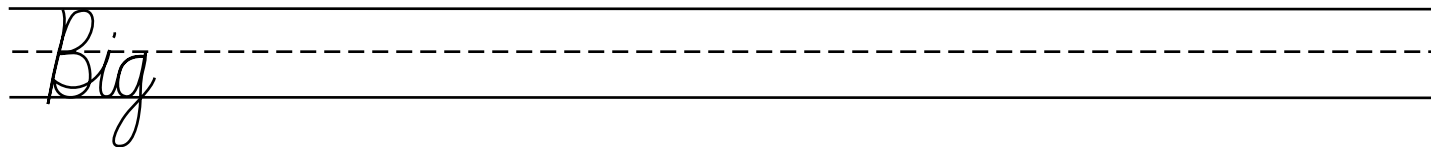
Practice Small!



Practice Smaller!



Practice writing words!

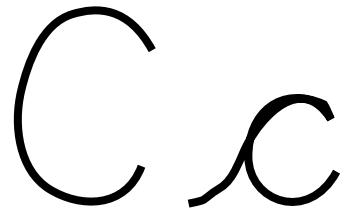


Name: _____

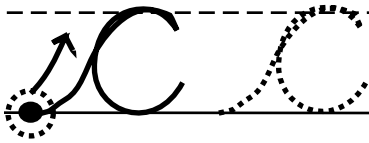
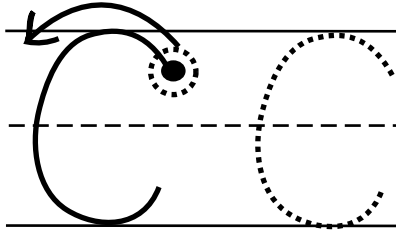
Cursive Handwriting Practice

Date: _____

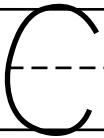
Trace and write the letters.
Start at the dot.



Practice Big!



Practice Small!



Practice Smaller!



Practice writing words!

cat

Camp

Name: _____

Cursive Handwriting Practice

Date: _____

Trace and write the letters.
Start at the dot.

Dd

Practice Big!

D *D*

d *d*

Practice Small!

D

d

Practice Smaller!

D

d

Practice writing words!

Dad

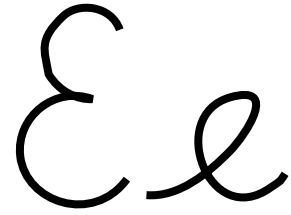
daddy

Name: _____

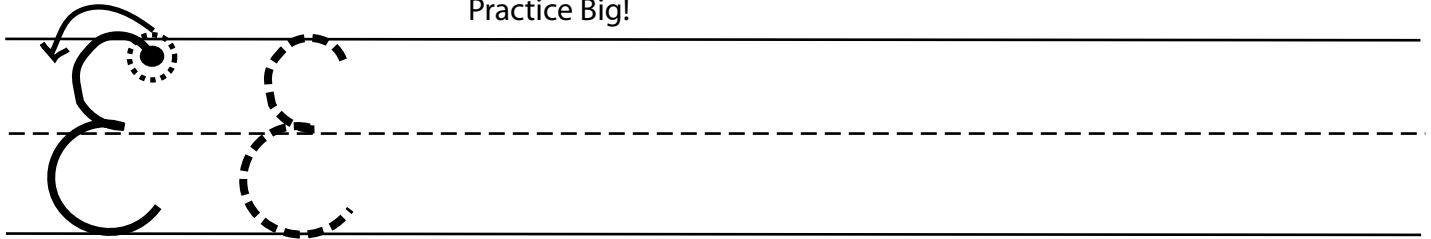
Cursive Handwriting Practice

Date: _____


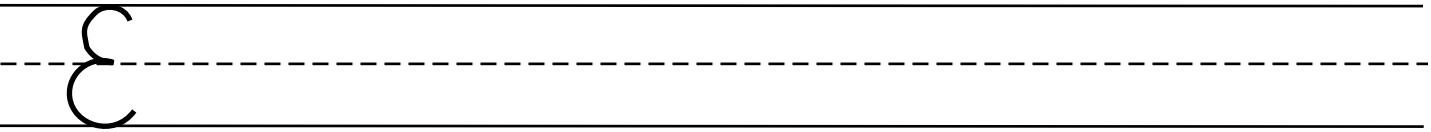
Trace and write the letters.
Start at the dot.



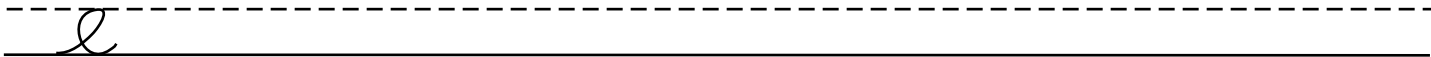
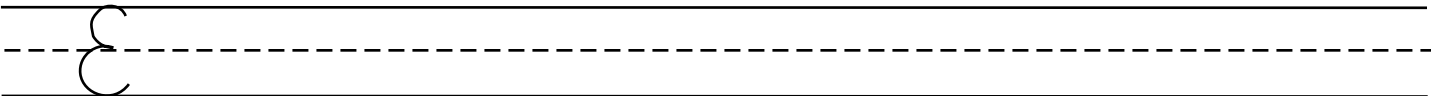
Practice Big!



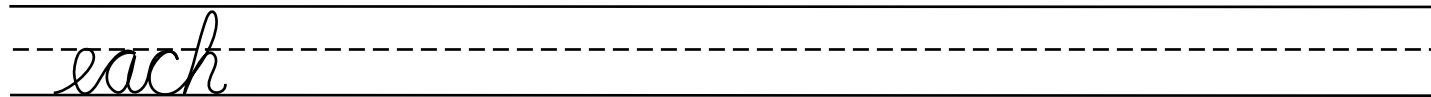
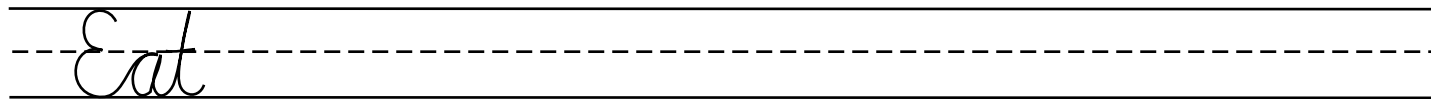
Practice Small!



Practice Smaller!



Practice writing words!




Name: _____

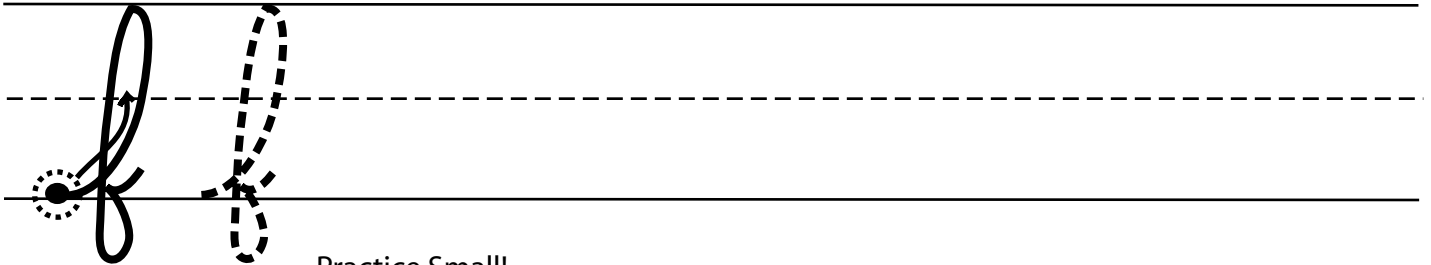
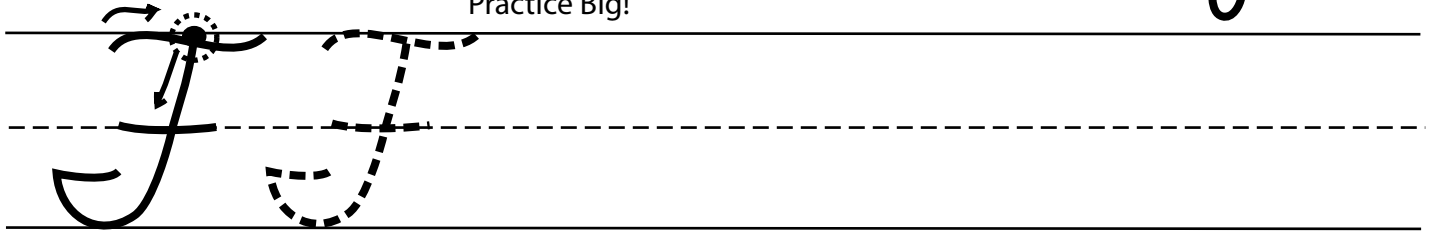
Cursive Handwriting Practice

Date: _____

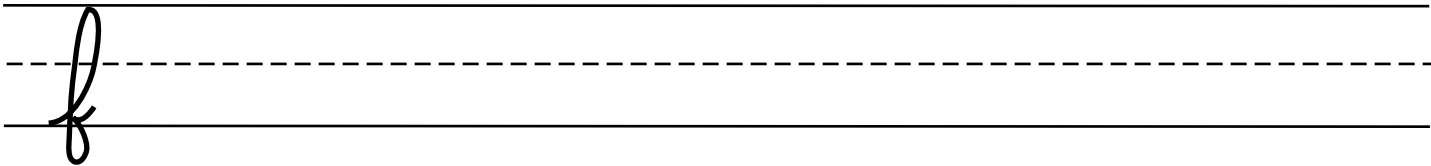
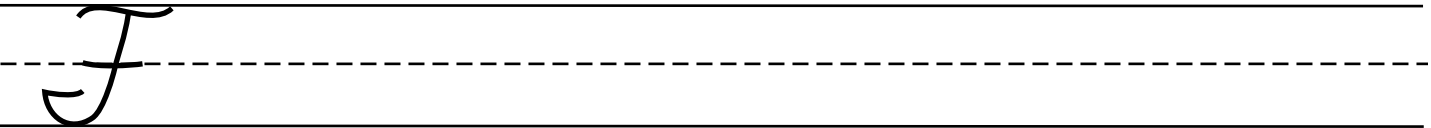
Trace and write the letters.
Start at the dot.



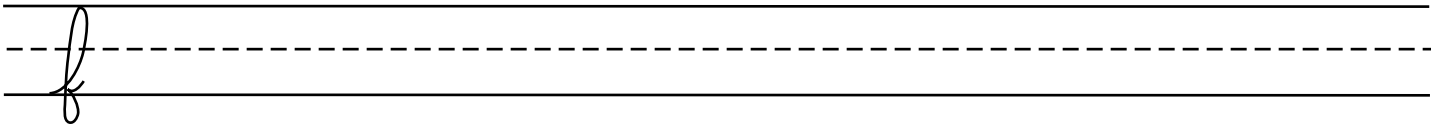
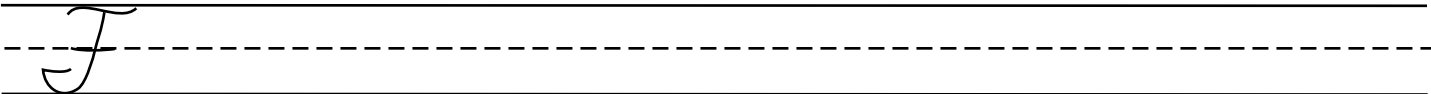
Practice Big!



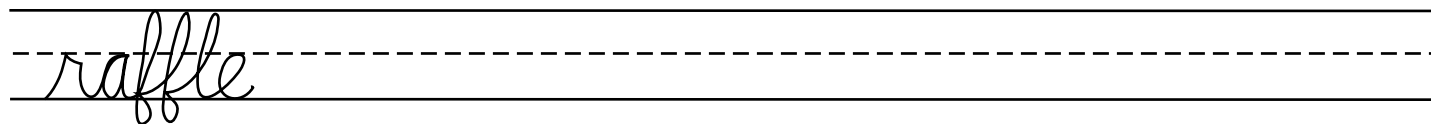
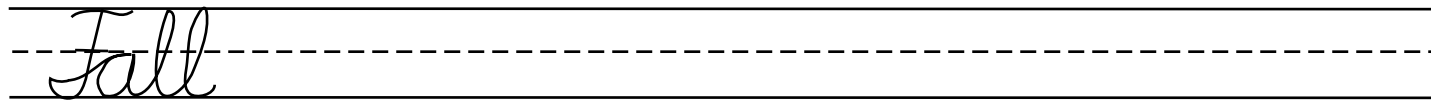
Practice Small!



Practice Smaller!



Practice writing words!



Name: _____

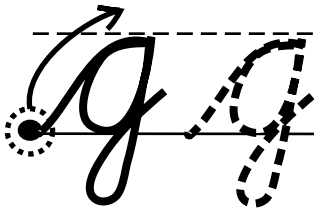
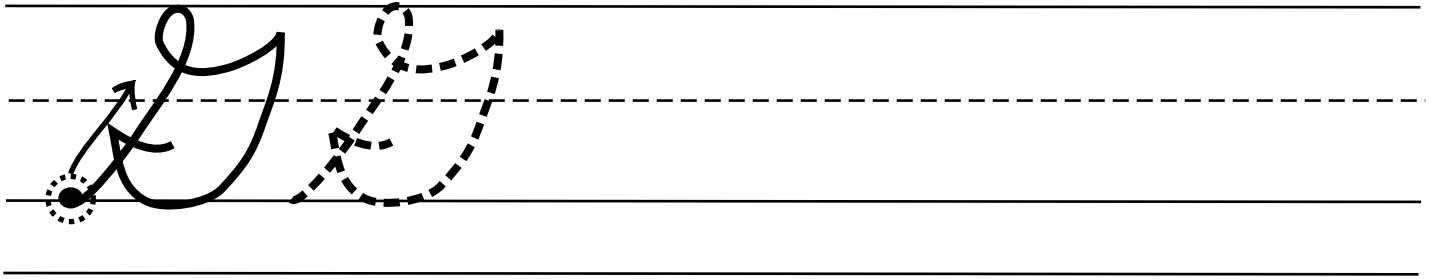
Cursive Handwriting Practice

Date: _____

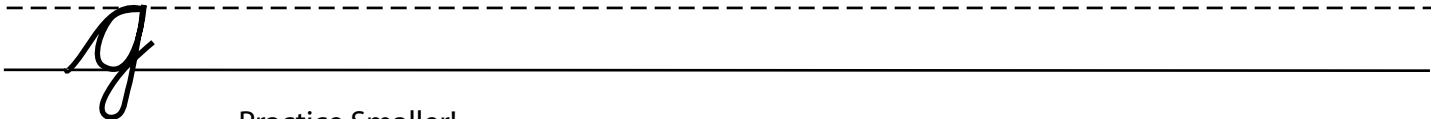
Trace and write the letters.
Start at the dot.



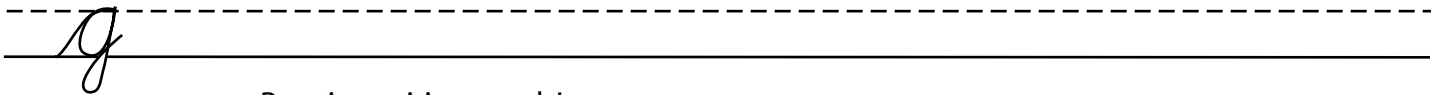
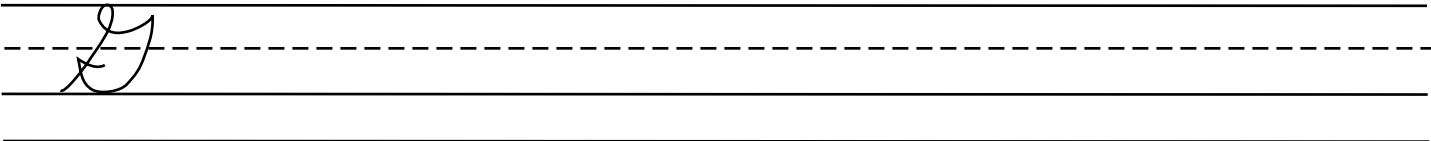
Practice Big!



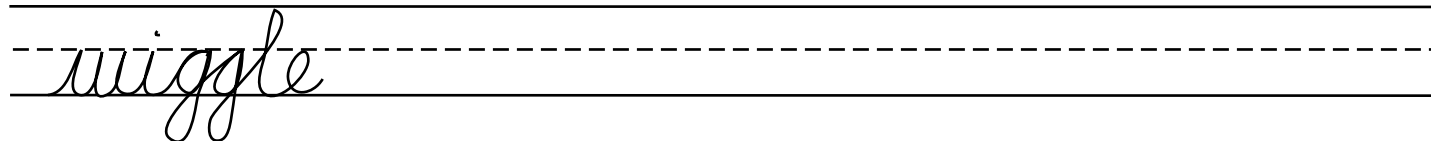
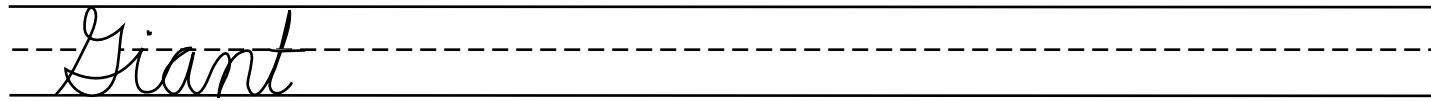
Practice Small!



Practice Smaller!



Practice writing words!



Name: _____

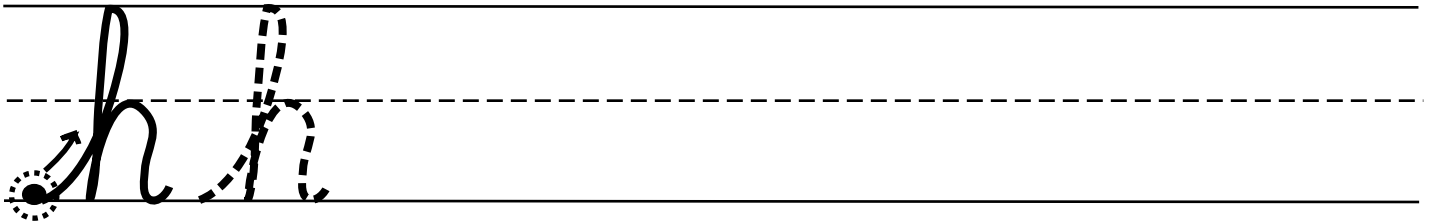
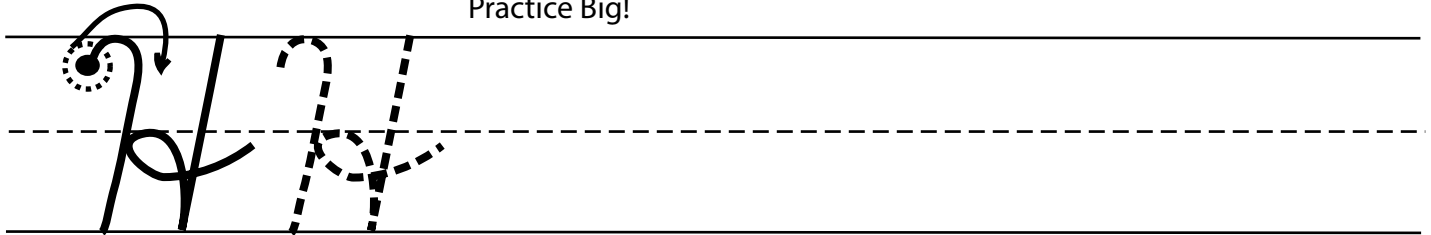
Cursive Handwriting Practice

Date: _____

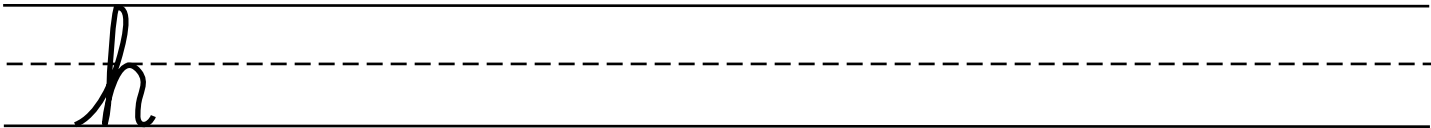
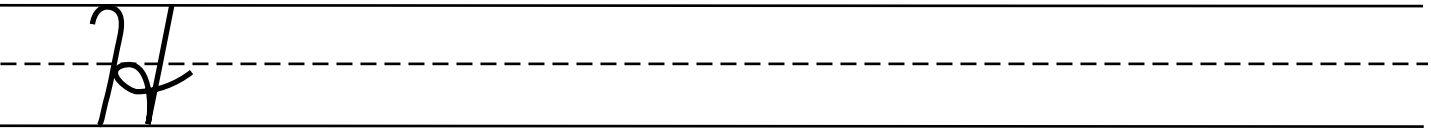
Trace and write the letters.
Start at the dot.



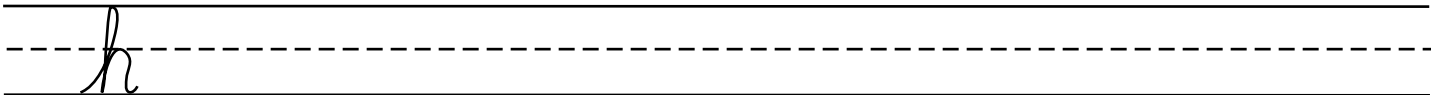
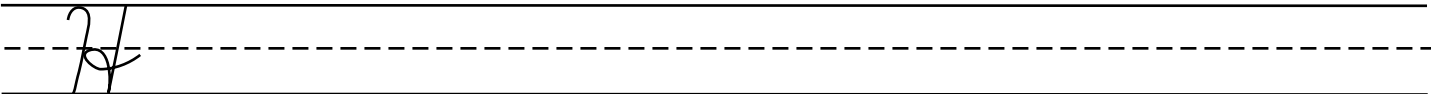
Practice Big!



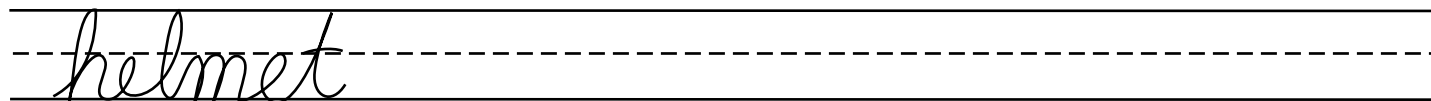
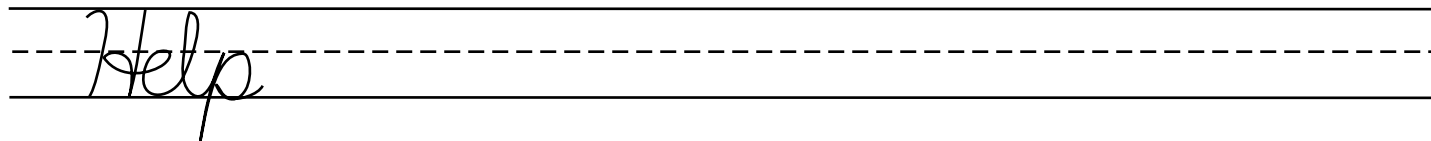
Practice Small!



Practice Smaller!



Practice writing words!



Name: _____

Cursive Handwriting Practice

Date: _____

Trace and write the letters.
Start at the dot.

li

Practice Big!

l *l*

i *i*

Practice Small!

l

i

Practice Smaller!

l

i

Practice writing words!

lice


inch

Name: _____


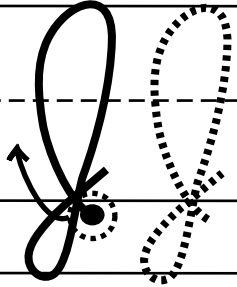
Cursive Handwriting Practice

Date: _____

Trace and write the letters.
Start at the dot.




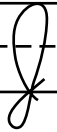
Practice Big!



Practice Small!



Practice Smaller!



Practice writing words!

Jungle

jack

Name: _____

Cursive Handwriting Practice

Date: _____

Trace and write the letters.
Start at the dot.

K k

Practice Big!

K K

k k

Practice Small!

K

k

Practice Smaller!

K

k

Practice writing words!

Kid

keep

Name: _____

Cursive Handwriting Practice

Date: _____

Trace and write the letters.
Start at the dot.

L l

Practice Big!

L l

l l

Practice Small!

L

l

Practice Smaller!

L

l

Practice writing words!

Land

fall

Name: _____

Cursive Handwriting Practice

Date: _____

Trace and write the letters.
Start at the dot.

M m

Practice Big!

M m

m m

Practice Small!

m

m

Practice Smaller!

m

m

Practice writing words!

Mom

mother

Name: _____

Cursive Handwriting Practice

Date: _____

Trace and write the letters.
Start at the dot.

n m

Practice Big!

n m

m m

Practice Small!

n

m

Practice Smaller!

n

m

Practice writing words!

Nail

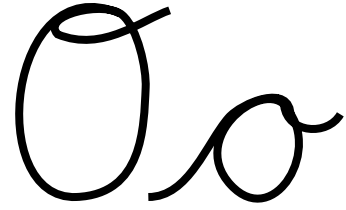
nothing

Name: _____

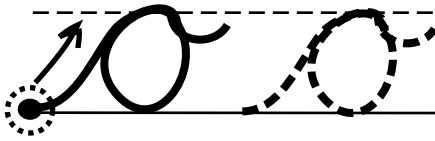
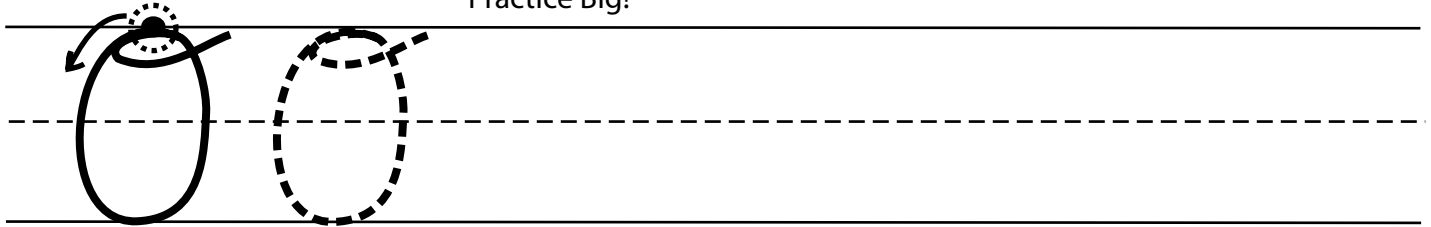
Cursive Handwriting Practice

Date: _____

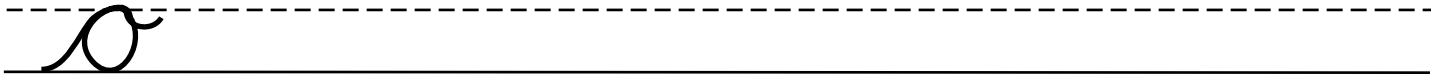
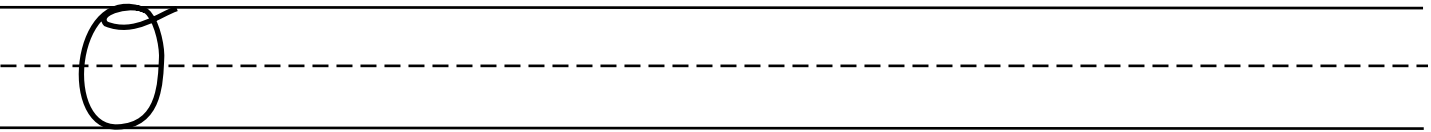
Trace and write the letters.
Start at the dot.




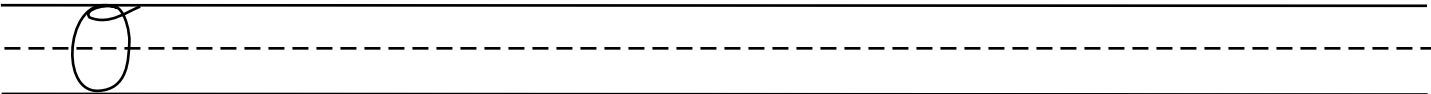
Practice Big!



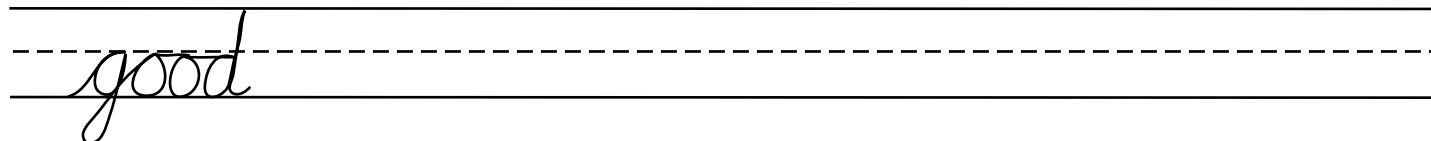
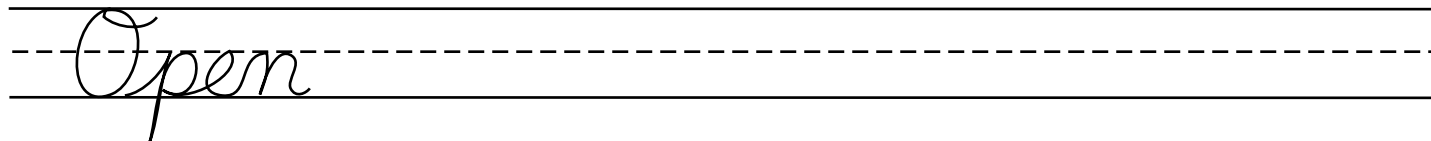
Practice Small!



Practice Smaller!



Practice writing words!



Name: _____

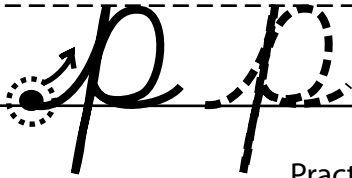
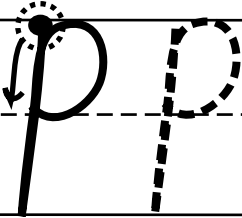
Cursive Handwriting Practice

Date: _____

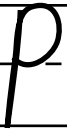
Trace and write the letters.
Start at the dot.



Practice Big!



Practice Small!



Practice Smaller!



Practice writing words!

Print

plant

Name: _____


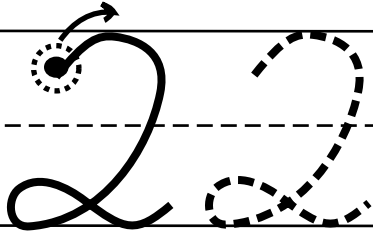
Cursive Handwriting Practice

Date: _____

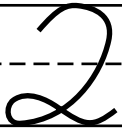
Trace and write the letters.
Start at the dot.



Practice Big!



Practice Small!



Practice Smaller!



Practice writing words!

Queen

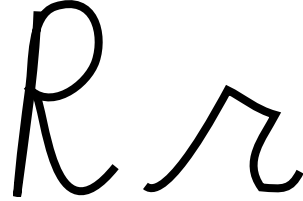
quiet

Name: _____

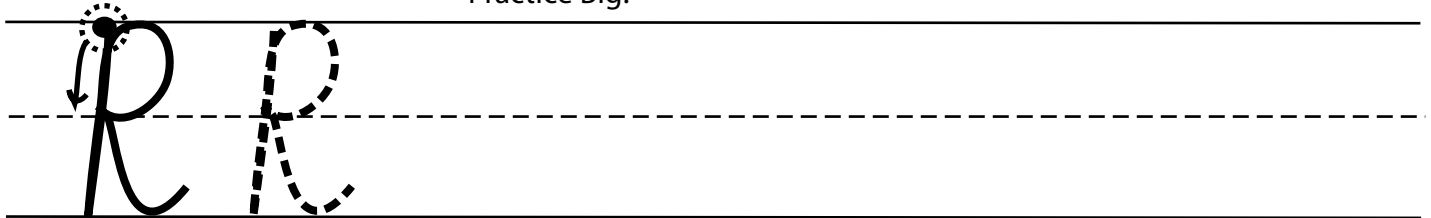
Cursive Handwriting Practice

Date: _____


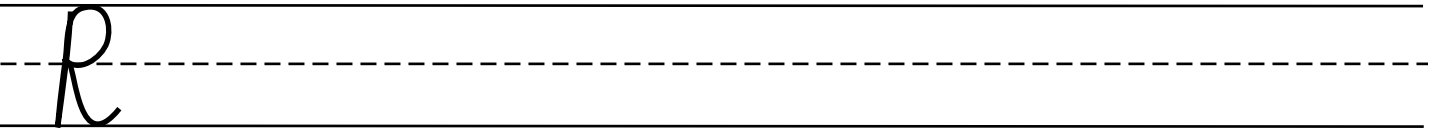
Trace and write the letters.
Start at the dot.




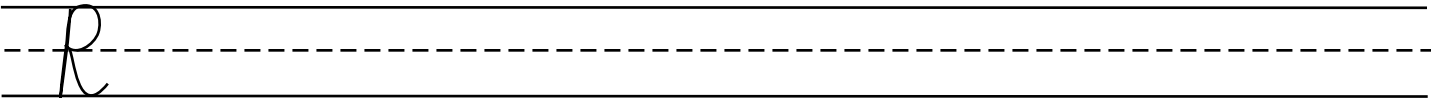
Practice Big!




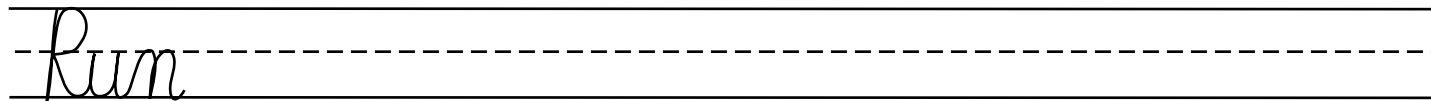
Practice Small!



Practice Smaller!



Practice writing words!

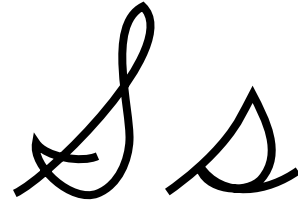


Name: _____

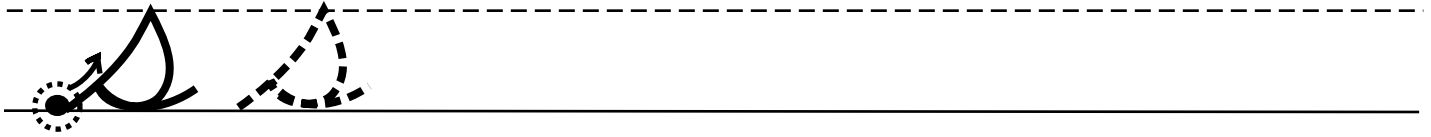
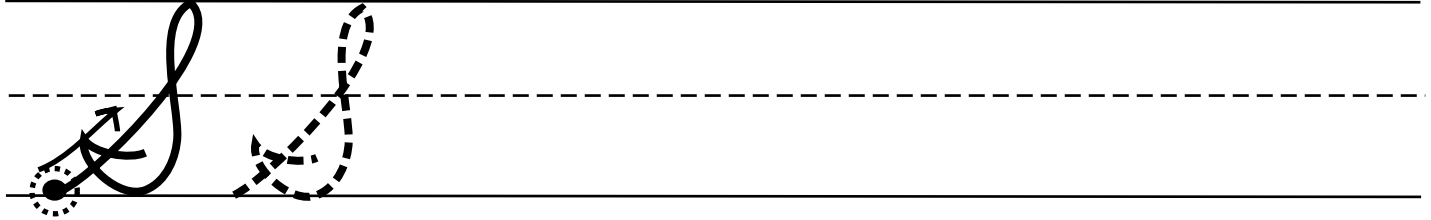
Cursive Handwriting Practice

Date: _____

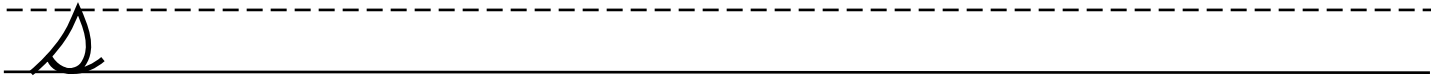
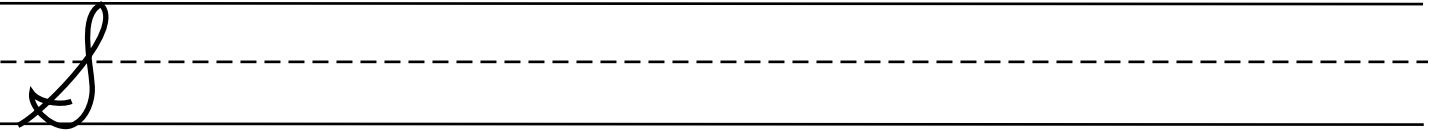
Trace and write the letters.
Start at the dot.



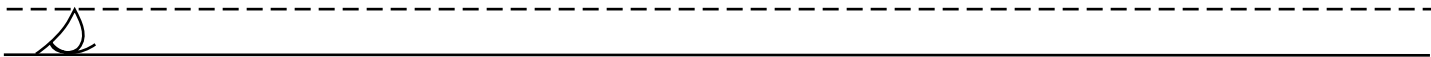
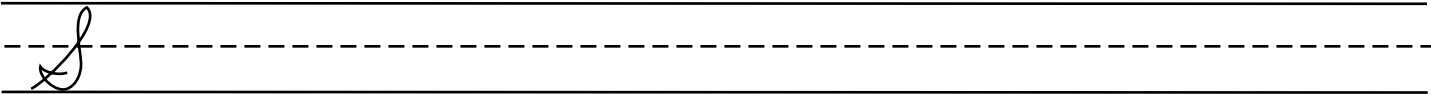
Practice Big!



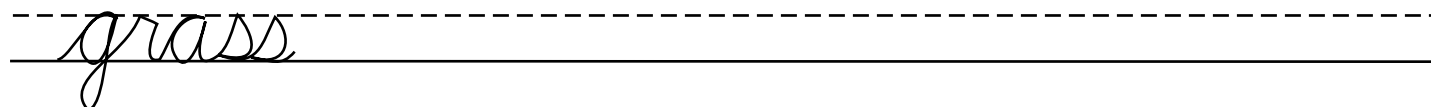
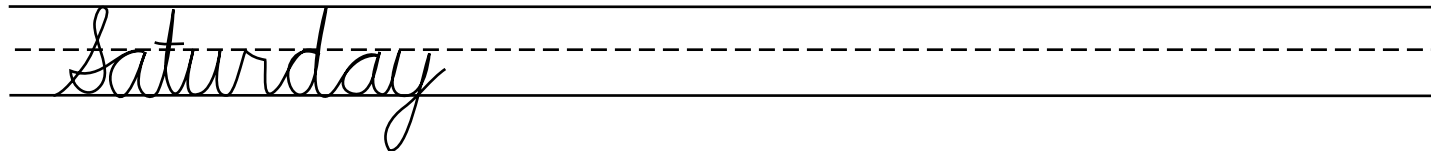
Practice Small!



Practice Smaller!



Practice writing words!

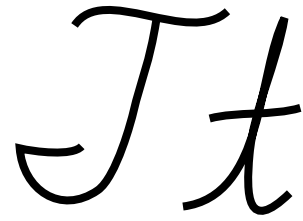


Name: _____

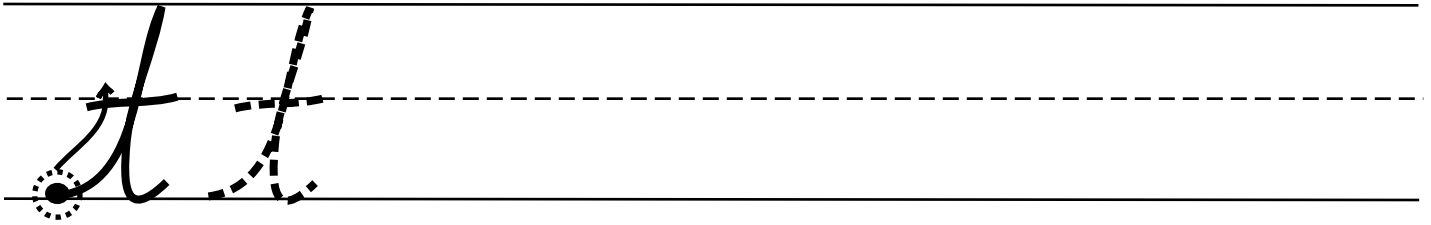
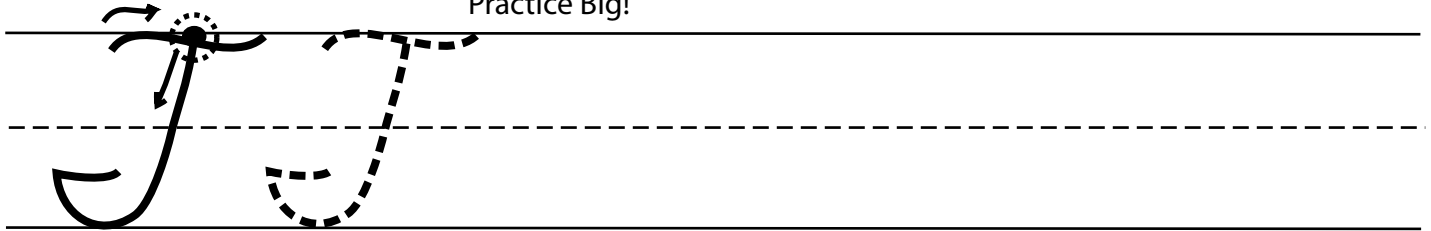
Cursive Handwriting Practice

Date: _____

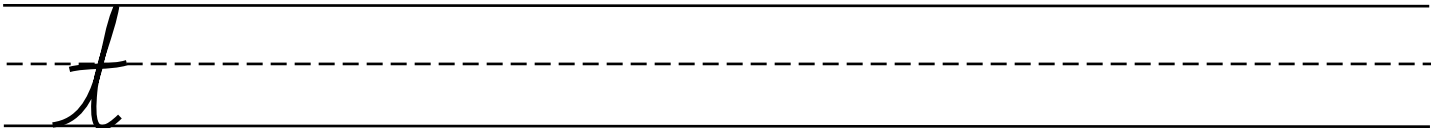
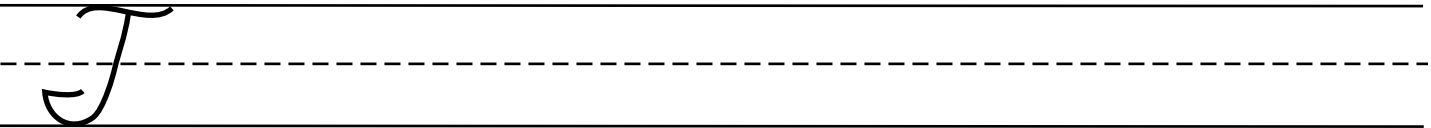
Trace and write the letters.
Start at the dot.



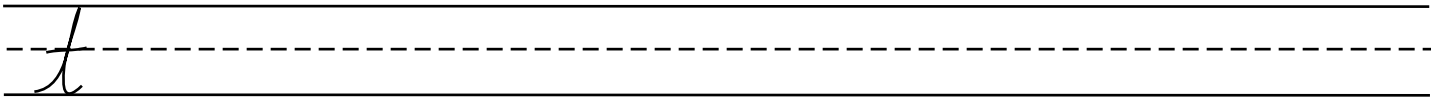
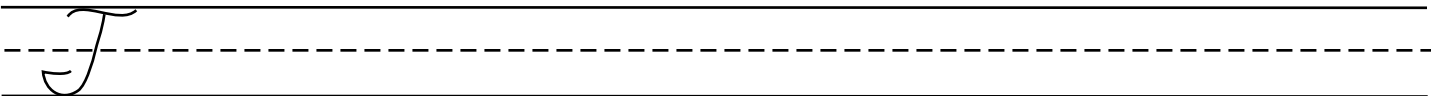
Practice Big!



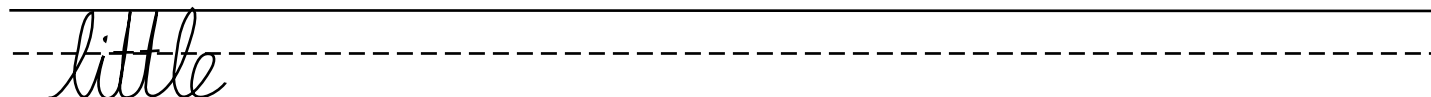
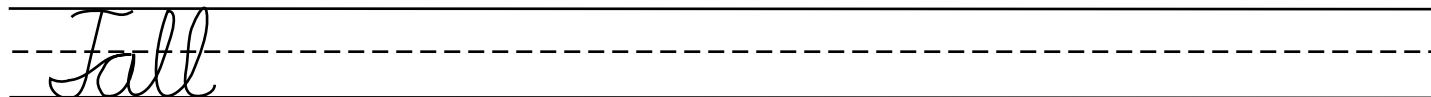
Practice Small!



Practice Smaller!



Practice writing words!



Name: _____

Cursive Handwriting Practice

Date: _____

Trace and write the letters.
Start at the dot.

U u

Practice Big!

U U

u u

Practice Small!

U

u

Practice Smaller!

U

u

Practice writing words!

Utah

under

Name: _____

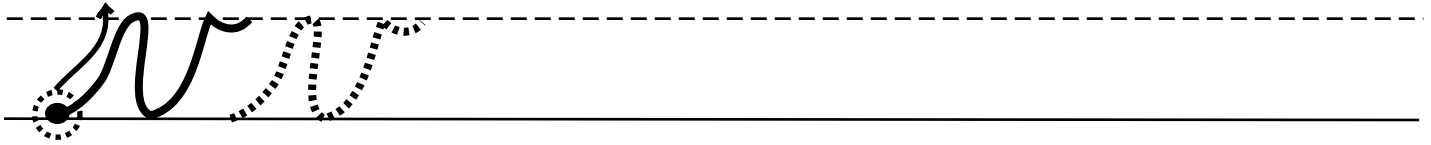
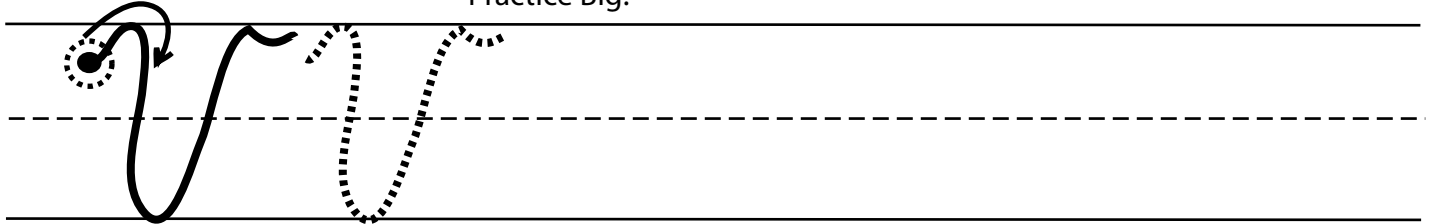
Cursive Handwriting Practice

Date: _____

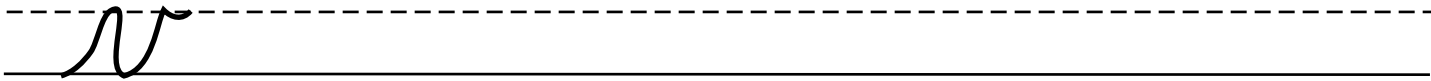
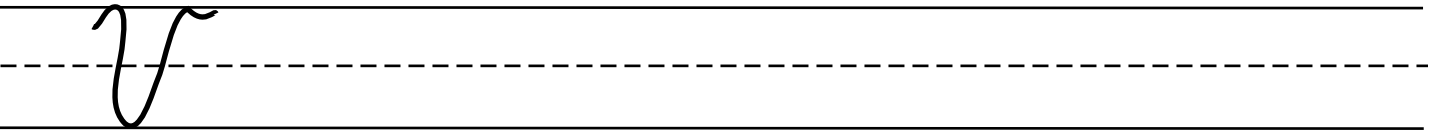
Trace and write the letters.
Start at the dot.




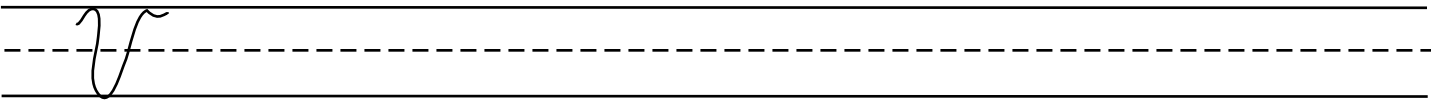
Practice Big!




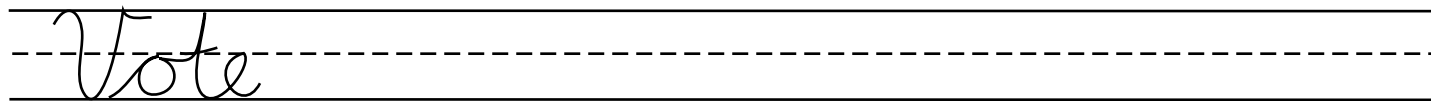
Practice Small!



Practice Smaller!



Practice writing words!

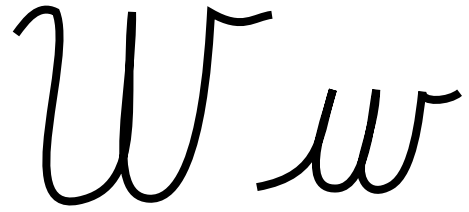


Name: _____

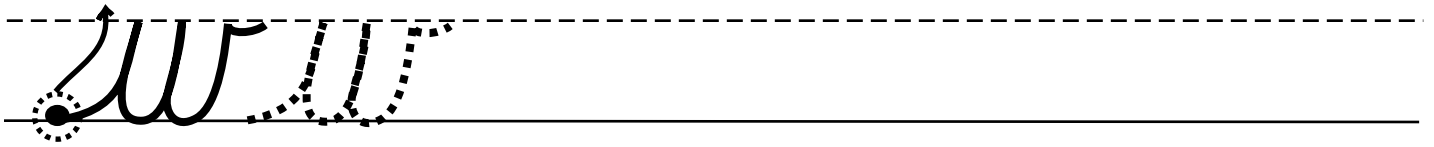
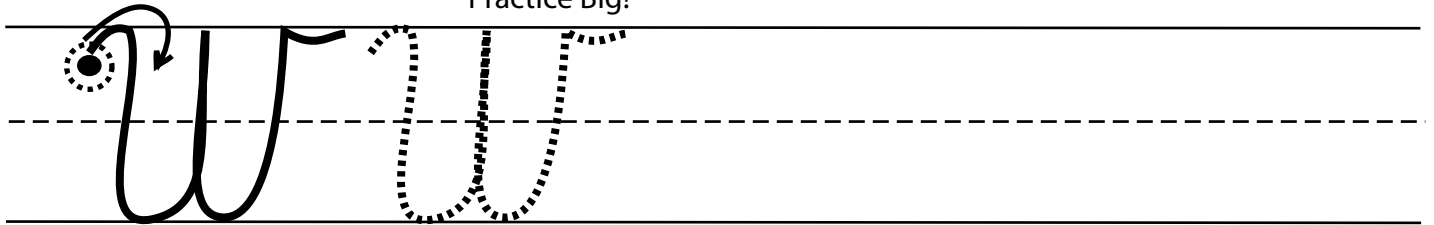
Cursive Handwriting Practice

Date: _____

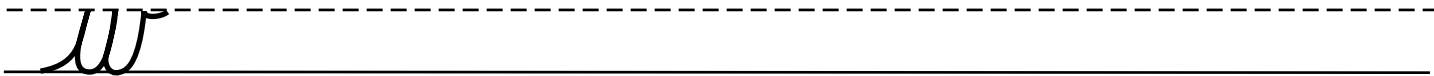
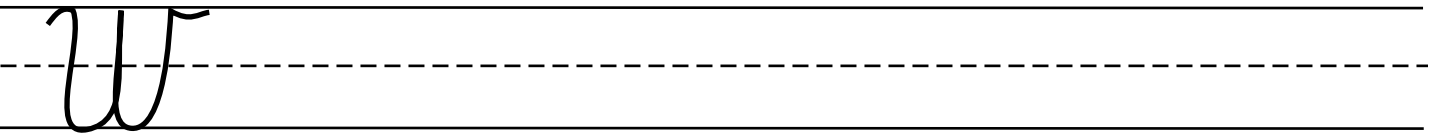
Trace and write the letters.
Start at the dot.




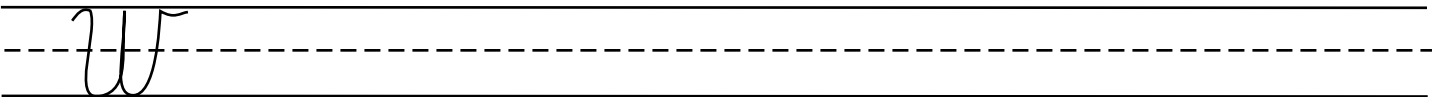
Practice Big!



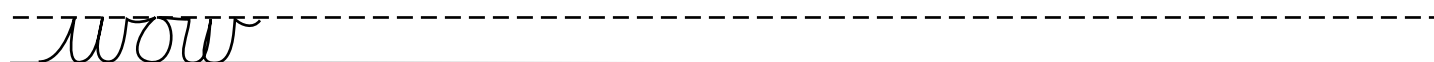
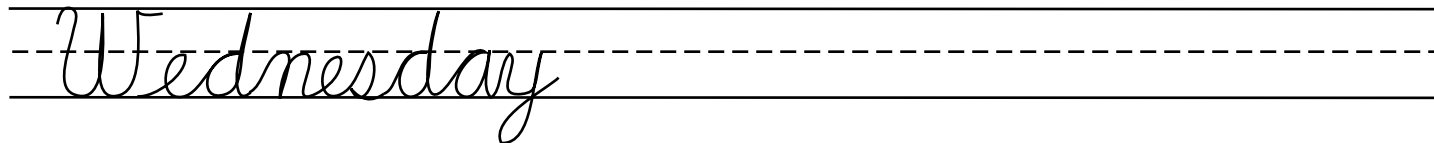
Practice Small!



Practice Smaller!



Practice writing words!

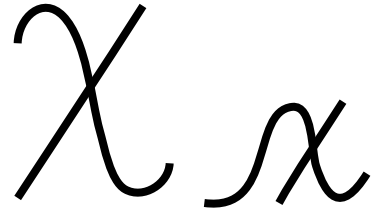


Name: _____

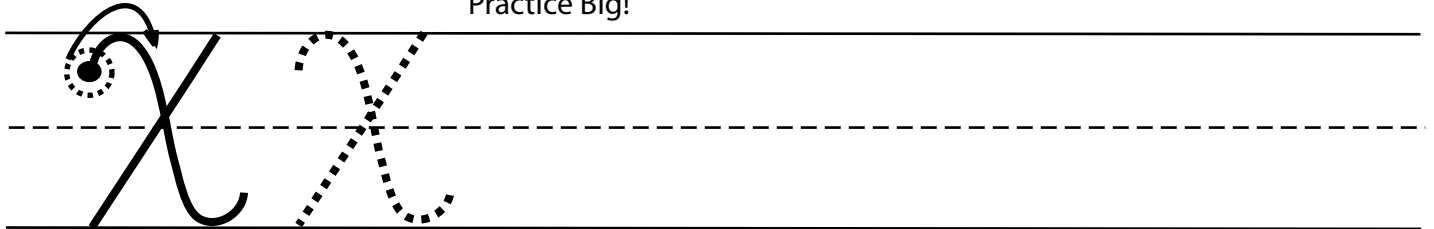
Cursive Handwriting Practice

Date: _____


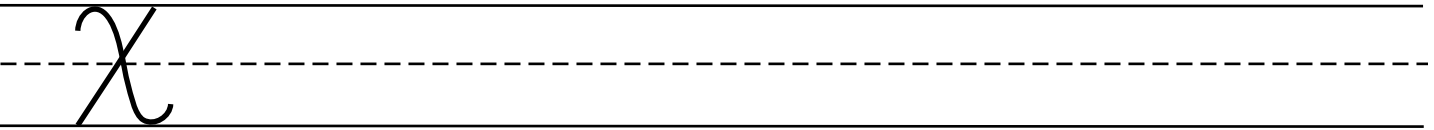
Trace and write the letters.
Start at the dot.




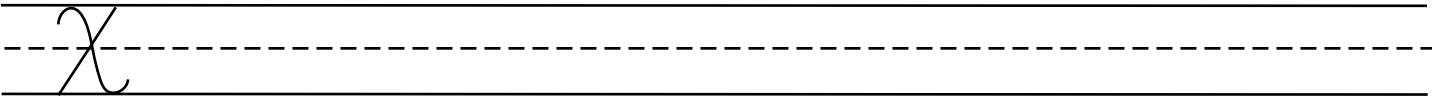
Practice Big!



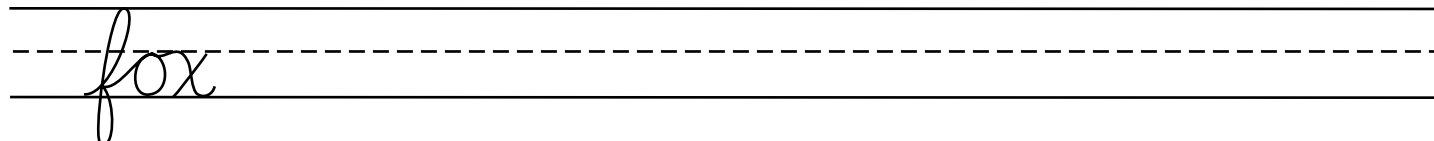
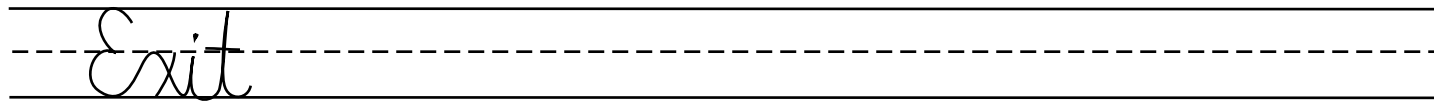
Practice Small!



Practice Smaller!



Practice writing words!



Name: _____

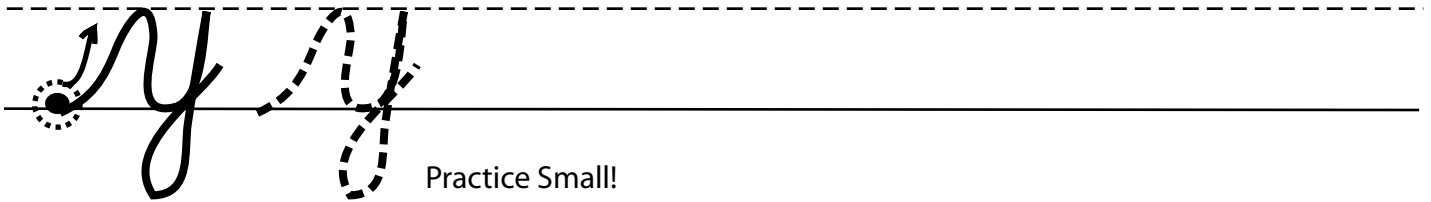
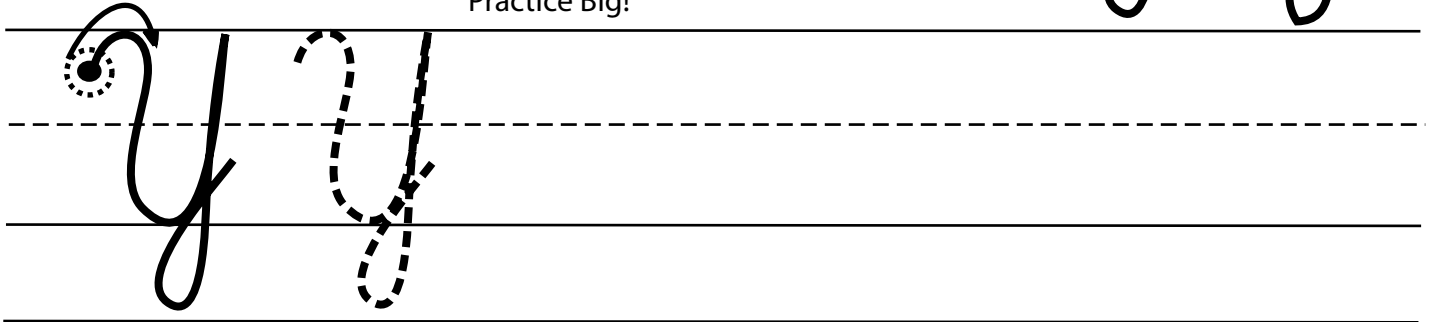
Cursive Handwriting Practice

Date: _____

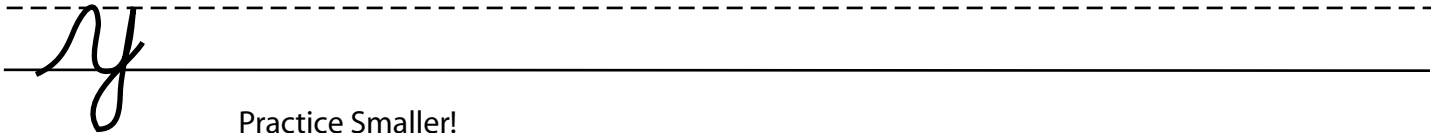
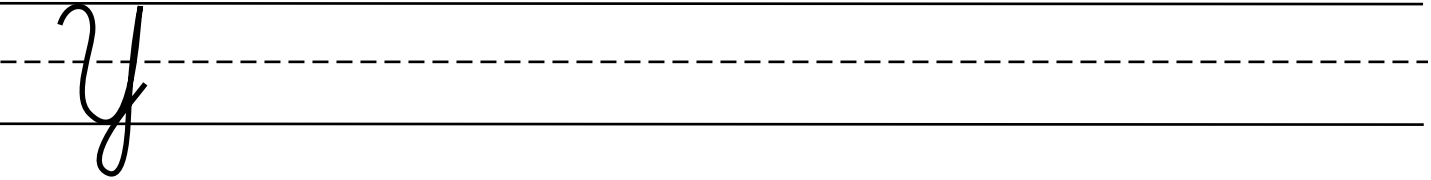
Trace and write the letters.
Start at the dot.



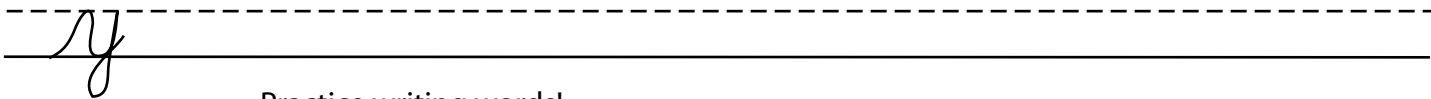
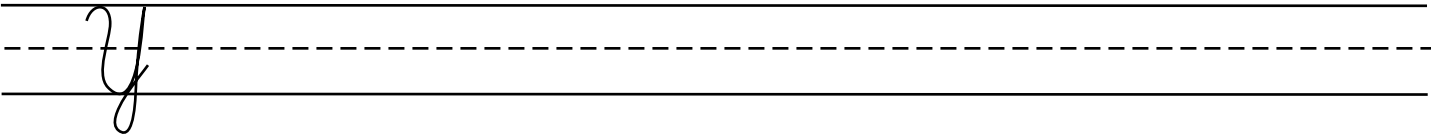
Practice Big!



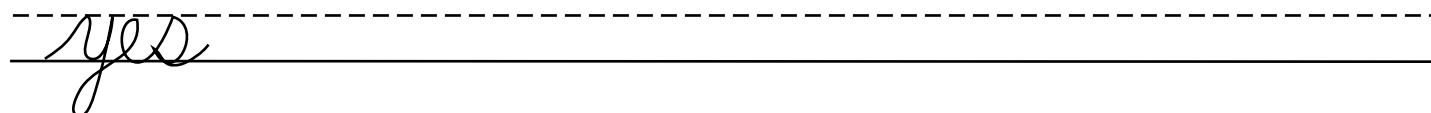
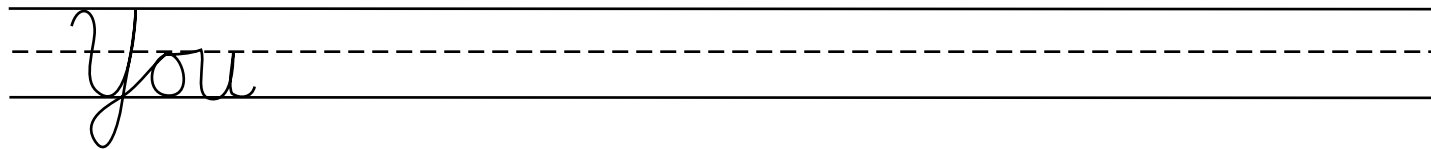
Practice Small!



Practice Smaller!



Practice writing words!



Name: _____

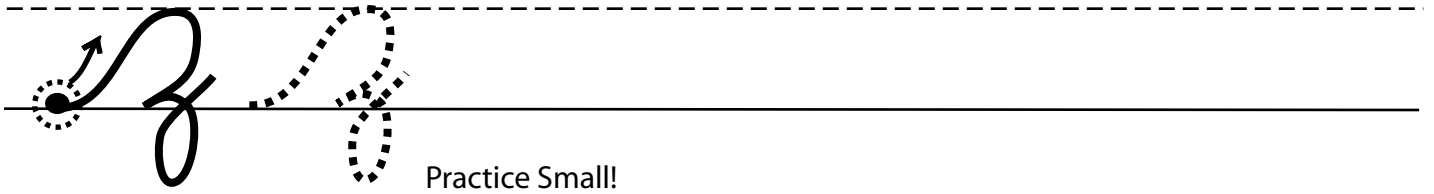
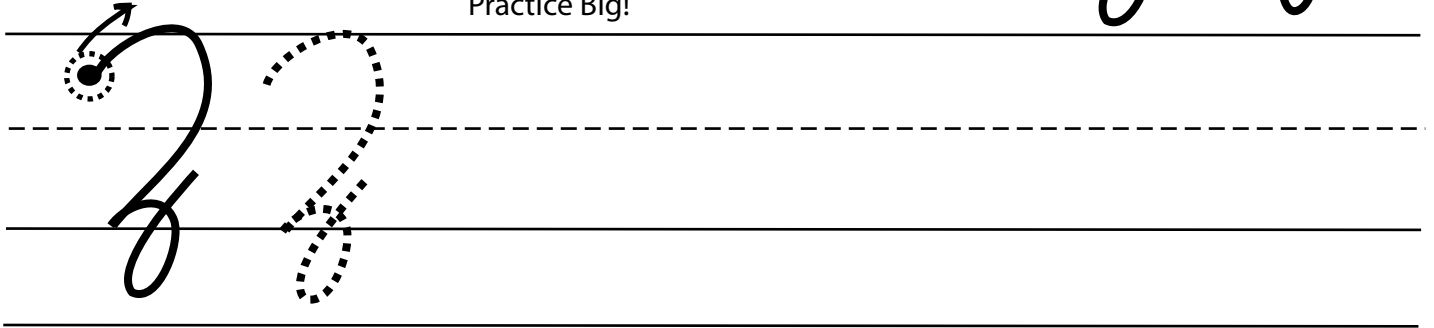
Cursive Handwriting Practice

Date: _____

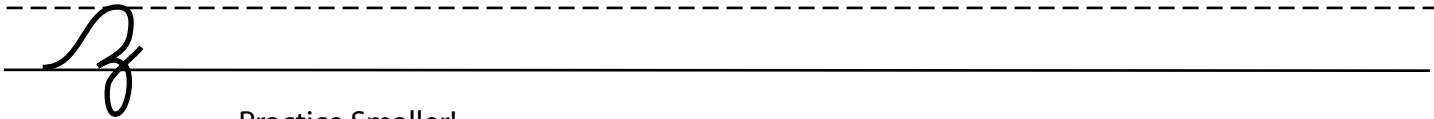
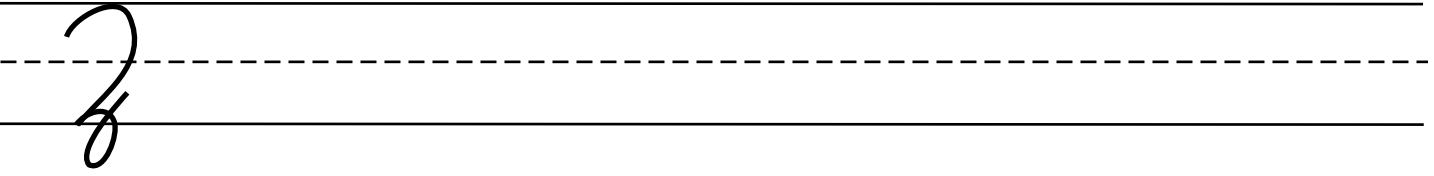
Trace and write the letters.
Start at the dot.



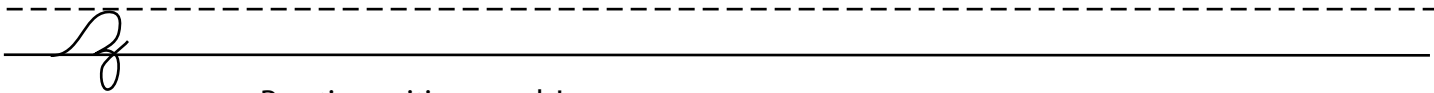
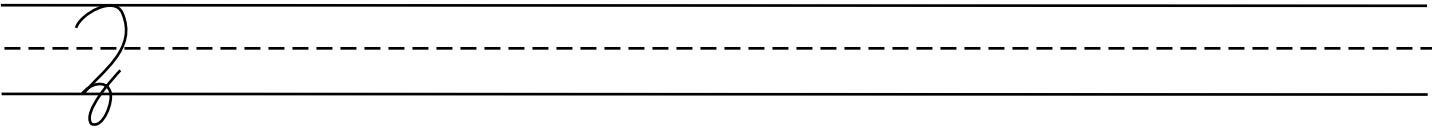
Practice Big!



Practice Small!



Practice Smaller!



Practice writing words!

